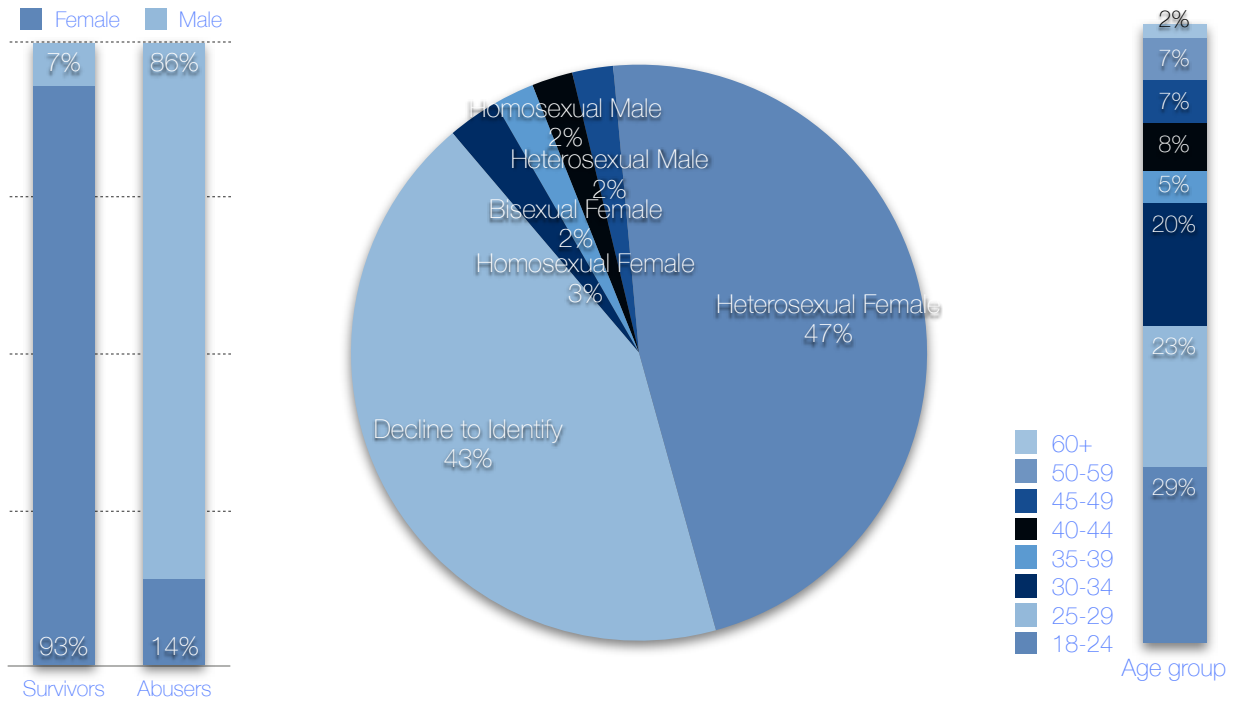
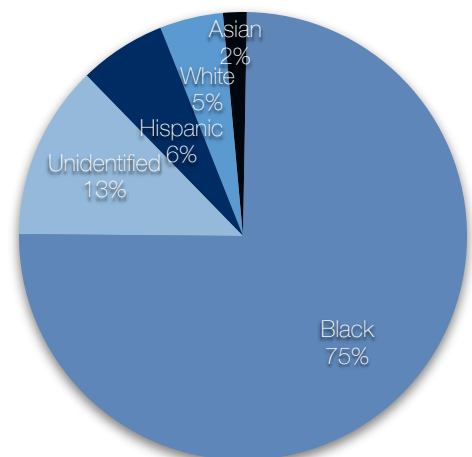
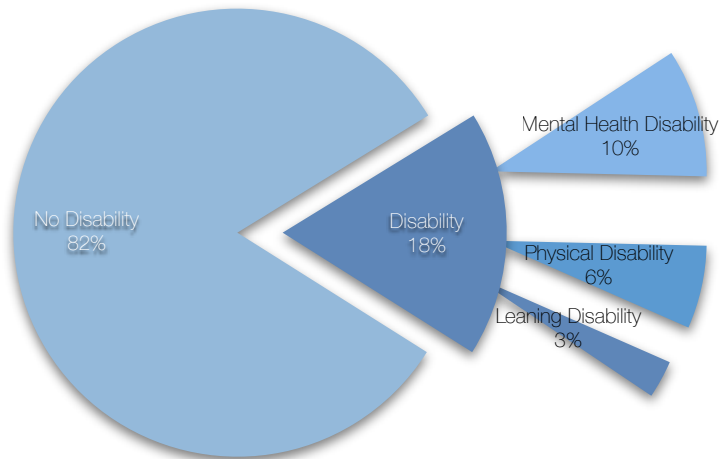
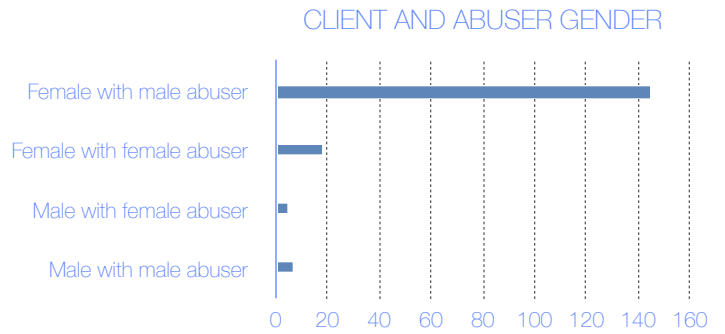


# SAFE CLIENTS: 2013 SURVEY POPULATION SNAPSHOT



	Dating	None stated	Married	Blood	Total
Share neither residence, children	43	1	5	14	63
Share children only	18	17	12	0	46
Share both residence, children	15	4	4	0	23
Share residence only	28	4	5	0	37
<b>Total</b>	<b>104</b>	<b>26</b>	<b>26</b>	<b>14</b>	<b>170</b>



# DV in DC 2014: KEY OBSERVATIONS INDEX

---

## *SAFE's clients, survivors of DV in DC, face significant barriers*

Percent of survivors with a disability: 16%  
Average survivor income monthly: \$1,375  
Percent of survivors on public assistance: 30%  
Percent of survivors identifying as LGBTQ: 9%  
Percent who face insecure housing: 28%  
Percent who have limited English proficiency: 4%  
Percent who are undocumented or asylum seekers: 5%

## *Repeat instances of violent assault are destructively common*

Percent of survivors who had documented reassaults after 12 months: 20%  
Percent who documented or reported reassaults after 12 months: 23%  
Estimated percent who experienced reassault: 33%

## *Civil Protection Orders are an uphill battle for many survivors*

Percent of surveyed survivors who met and advocate in person: 40%  
Percent who requested CPOs: 37%  
Percent who had advocates draft their CPOs: 33%  
Percent who requested a TPO with their CPO: 30%  
Percent who were granted a TPO: 30%  
Percent who had CPO dismissed or denied: 19%  
Percent who had CPO granted: 17%

## *Civil Protection Orders are nonetheless effective tools*

Percent of survivors with a CPO dismissed or denied who were reassaulted within twelve months: 26%  
Percent whose petition was drafted by an advocate who were: 20%  
Percent who were represented by an attorney who were: 20%  
Percent of survivors with CPO granted who were: 17%

## *Clients served by expedited advocacy and criminal justice response can face safer outcomes*

Percent of surveyed survivors who had a police report who were reassaulted within twelve months: 20%  
Percent of survivors whose abusers were arrested who were reassaulted: 13%  
Percent of survivors receiving LAP advocacy who were: 20%  
Percent of high lethality survivors who were: 17%

## *Survivors increasingly self-refer to access services with increased knowledge*

Percent of survivors in 2012 self-referring to SAFE: 16%  
Percent self-referring in 2013: 21%  
Percent self referring in 2014: 26%

